



CHANDELIERS FROM BOHEMIA

Marie Therese Chandeliers



CHANDELIERS FROM BOHEMIA



MARIA THERESA

The unique design of Marie Therese chandeliers has made them a stand-alone category in the world of luxury lighting. Unlike other chandeliers, the Marie Therese does not have a supporting central rod; its structure rests on lyre-shaped rods. The Marie Therese has been a well-known and popular design for several centuries, dating back to 1743, when the first chandeliers of this type were brought to the attention of the world at large in Prague during the coronation of Empress Maria Theresa.

Thanks to our exclusive experience in the field and our flexible production facilities, we can create unique or large-scale lighting to our own designs or to yours. Our experienced team of designers can accommodate all the needs and requirements our customers may have. Our highly skilled craftsmen ensure high standards, top quality and original lighting products. 3D sketches created using Solid-Works software enable our customers to see how their lighting will look and to fine tune the details.

Our team of designers has successfully completed hundreds of projects. This is testament to the impressive range of design and manufacturing capabilities of our company, which enable us to design lighting in perfect synchrony with our customers' interiors, be they traditional or contemporary, taking into account the requirements of different cultures.

CHANDELIERS FROM BOHEMIA





IMPRESSIVE DESIGN



Marie Therese lighting fixtures are guaranteed to impress guests in your sitting room, just as in luxury palaces, residences and villas. Just one Marie Therese lamp is enough to provide that special touch to make any interior distinctive, serving as a beautiful decoration by day, and a scintillating crystal-trimmed lighting fixture by night.

A combination of several Marie Therese lighting fixtures, including chandeliers, wall lamps, floor lamps, table lamps or unique custom-made large-scale Marie Therese fixtures, is the perfect luxury lighting for large interiors, such as palaces, castles, luxury seats, lobbies of public buildings, parliaments, town halls, churches and other important institutions.









Chandelier	Certification	Dimension (mm)	Wattage (W)	Weight (kg)	Carton (mm)	Trimmings
MARIA TEREZIA 32	1-12	1520x880	40x40	82	1050x1050x400	 







Chandelier	Certification	Dimension (mm)	Wattage (W)	Weight (kg)	Carton (mm)	Trimmings
MARIA TEREZIA 37	1-10	1200x1200	36x40+1x60	75	1050x1050x400	 







Chandelier	Certif.	Dimension (mm)	Wattage (W)	Weight (kg)	Carton (mm)	Trimmings
MARIA TEREZIA 16 FL	3-01	680x1680	10x40	31,5	520x520x560	


Chandelier	Certif.	Dimension (mm)	Wattage (W)	Weight (kg)	Carton (mm)	Trimmings
MARIA TEREZIA 15 TL	3-03	380x480	3x40	6	465x310x210	





Chandelier	Certif.	Dimension (mm)	Wattage (W)	Weight (kg)	Carton (mm)	Trimmings
MARIA TEREZIA 42 WL	2-02	350x300	2x40 G9	3	350x260x172	

Chandelier	Certif.	Dimension (mm)	Wattage (W)	Weight (kg)	Carton (mm)	Trimmings
MARIA TEREZIA 40	1-12	800x420	12x40	24	520x520x260	



Chandelier	Certif.	Dimension (mm)	Wattage (W)	Weight (kg)	Carton (mm)	Trimmings
MARIA TEREZIA 45	1-10	800x440	10x40	22	520x520x260	

Chandelier	Certif.	Dimension (mm)	Wattage (W)	Weight (kg)	Carton (mm)	Trimmings
MARIA TEREZIA 49 WL	2-03	330x400	3x40	4,5	465x310x210	



INSTALLATION

Our team will maintain contact with you during the construction of your building. We will send you construction readiness requirements in advance, such as the weight of the lighting fixtures, the electricity input requirements, etc. Fixture assembly is carried out by our experienced team of assemblers for both domestic and international projects.



ARTGLASS s.r.o.

Smetanova 1659/42, CZ - 466 01 Jablonec nad Nisou

CZECH REPUBLIC

tel. +420 483 302 167, 302 294

FAX: +420 483 302 295

e-mail: info@artglass.cz

www.artglass.cz